




High Quality Wine Storage

INSTRUCTION MANUAL

Wine Refrigerator

MODEL: WF-18SS



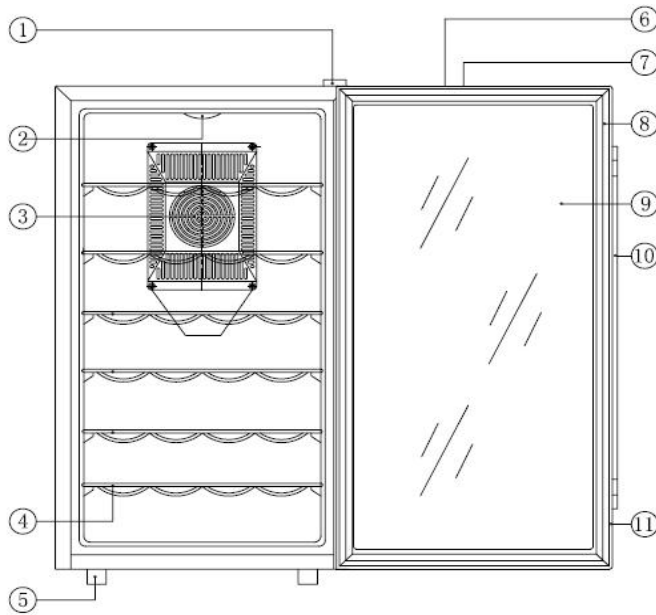
Thanks for buying this Dihl appliance, we hope it will successfully serve your requirements for many years.

Please read carefully, follow all safety rules and operating instructions.

Contents:

1. Your Wine Refrigerator	3
2. Technical Data	3
3. Important Safety Instructions	4
4. Installation Instructions	5
5. Electrical Connection	5
6. Operating Your Wine Refrigerator	6
7. Care and Maintenance	6
8. Problems Disposal	7
9. Limited Warranty	8

Your Wine Refrigerator

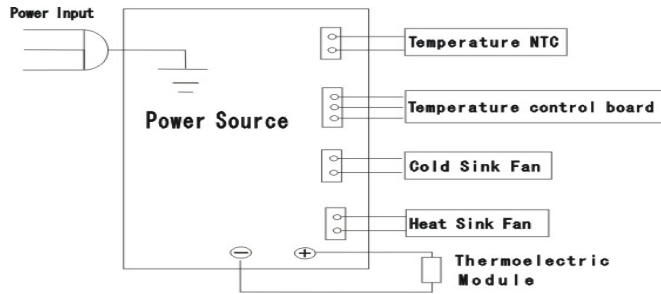


- | | | |
|----------------|-----------------|-----------------------------|
| 1.REAM COVER | 2.LIGHT | 3.FAN MASK |
| 4.SHELF | 5.FOOT | 6.TEMPERATURE CONTROL PANEL |
| 7.LIGHT SWICH | 8.MAGNETIC SEAL | 9.GLASS |
| 10.DOOR HANDLE | 11.DOOR FRAME | |

Technical Data

Model no.	WF-18SS
Capacity	48L
Voltage	220V
Current	0.5A(25°C)
Protection class	I
Frequency	50HZ
Climate class	SN;N
Input power	70W(25°C)
Power Consumption(KW.h/24h)	1.0(15°C)
Max Temperature Difference	> 15°C
Temperature Control Range	10-18°C
Net weight	14.2kg
Gross weight	16.0kg
Shape size(W×H×D)	34.0×64.2×51.0 CM
Packing size(W×H×D)	39.2×69.4×56.5 CM

Electro circuit Control Diagram



Important Safety Instructions

⚡ WARNING ⚡

To reduce the risk of fire, electrical shock, or injury when using your appliance, follow these basic precautions;

- Read all instructions before using the wine refrigerator.
- **DANGER** or **WARNING**: risk of child entrapment.
- Junked or abandoned appliances are dangerous ...even if they “just sit in the garage a few days.”
- **Before you throw away your old wine refrigerator**: take off the door .leave the shelves in place so that children may not easily climb inside.
- Never allow children to operate, play with, or crawl inside the appliance .
- Never clean appliance parts with flammable fluids. The fumes can create a fire hazard or explosion.
- Do not store or use gasoline or any other flammable vapors and liquids in the vicinity of this or any other appliance. The fumes can create a fire hazard or explosion.
- Do not store food in wine refrigerator, as interior temperature may not get cool enough to prevent spoilage.

Save these instructions

Installation Instructions

Before using your wine refrigerator

- Remove the exterior and interior packing
- Check to be sure the following parts are included:
 - ◆ For WF-18SS
 - ◆ Six metal shelves
 - ◆ One instruction manual
- Before connecting the appliance to the power source, let it stand upright for approximately 2 hours. This will reduce the possibility of a malfunction in the cooling system from handling during transportation.
- Clean the interior surface with lukewarm water using a soft cloth.

- Place your appliance on a floor that is strong enough to support the appliance when it is fully loaded. To level your appliance, adjust the front legs at the bottom of the appliance.
- Place the unit away from direct sunlight and sources of heat (stove, heater, radiator, etc.). Direct sunlight may affect the acrylic coating and heat sources may increase electrical consumption. Extreme cold or hot ambient temperatures may also cause the appliances not to perform properly.
- Not designed for placement in adage or basement. Designed for use inside the home

Electrical Connection

Warning

Improper use of the grounded plug can result in the risk of electrical shock. If the power cord is damaged, have it replaced by an authorized Products service center.

This unit should be properly grounded for your safety. The power cord of this unit is equipped with a 3-pin plug which mates with 3-pin wall outlets to minimize the possibility of electrical shock. Do not under any circumstances cut or remove the ground wire from the power cord supplied.

Use of extension cords is not recommended.

This unit requires a standard 220V-50HZ electrical outlet with 3-pin plug.

The cord should be secured behind the wine refrigerator and not let exposed or dangling to prevent accidental injury.

Operating Your Wine Refrigerator

It is recommended that you installed the wine refrigerator in a place where the ambient temperature is between 10-26°C (50- 80° F) .If the ambient temperature is above or below recommended temperatures, the performance of the unit may be affected. For example, placing in extreme cold or hot conditions may cause interior temperature to fluctuate. The range of 10-18°C (50-60° F)may not be reached.

The temperature may fluctuate depending on whether or not the interior light is on or off or whether the bottles are located on the upper, middle or lower section.

How to use the press-buttons on the Display Panel:

You can set the temperature as your desire by pressing the button. There are three press-button on the panel “▲” and “▼” to adjust the temperature by 1°C among 10-18°C.

You can tune the interior light on or off by pressing the “▲ ” button.

Care And Maintenance

Cleaning your wine refrigerator

- Unplug the wine refrigerator and remove the bottles.
- Wash the inside with a warm water and baking soda solution. The solution should be about 2 tablespoons of baking soda to a quart of water.
- The outside of wine refrigerator should be cleaned with mild detergent and warm water.
- Draw out the water box at the bottom, and wash.

Moving your wine refrigerator

- Remove all the bottles.
- Securely tape down all loose items inside your wine refrigerator.
- Turn the leveling legs up to the base to avoid damage.
- Tape the door.
- Be sure the wine refrigerator stays in the upright position during transportation.

Problems Disposal

You can solve many common wine refrigerator problems easily, saving you the cost of a possible service call. Try the suggestion below to see if you can solve the problem before calling service center.

PROBLEM	POSSIBLE CAUSE
Wine refrigerator does not operate.	Not plugged in using different voltage. The circuit breaker tripped or a blown fuse.
Wine refrigerator is not cold enough.	Check the temperature control setting. External environment may be too warm. The door is open too often. The door is not closed completely. The door seal does not seal properly. The wine refrigerator does not have the correct clearance.
The light does not work.	Interior bulb has blown.
Vibrations.	Check to assure that the wine refrigerator is level.
The wine refrigerator seems to make to much noise	The wine refrigerator is not level. Debris catching the fan.
The door will not close properly.	The wine refrigerator is not level. The doors were reversed and not properly installed. The seal is weak. The shelves are out of position.
LED could not display.	Main control board does not work. Loose connection . There is some problem with the plug.
LED display error.	External temperature too warm/cold to operate. Fault with display.

Limited Warranty

Seller assumes no responsibility for the goods sold to the purchaser. Purchaser assumes all responsibility for delivery, payment of freight, access, measurement, installation, hook-up, moving and storage, of the goods.

LIMITED WARRANTY: Seller warrants that the goods will be free of defects in materials and workmanship as follows: 12 (twelve) months from date of sale (unless otherwise stated), removal and re-installation of units is not included in warranty does not cover damage due to crush things as accident ,misuse ,abuse, mishandling , neglect, acts of God, fires, earthquakes, floods, high winds, government, war, riot or labor trouble, strikes, lockouts, delay of carrier, unauthorized repair, or any other cause beyond the control of the seller, whether similar or dissimilar to the foregoing.

Purchaser understands and acknowledges that the goods sold here are wine cellars, and/or other similar units which house wine. Purchaser assumes all risk of using these units, including risk of spoilage, humidity variations, temperature variations, leaks, fire, water damage, mold, mildew, dryness, and similar and any other perils that might occur .Unless otherwise provided by applicable law, seller is not responsible for incidental or consequential damages , and there no warranties ,expressed or limited ,which extend beyond the description on the face hereof; the implied warranties of merchantability and a fitness for a particular purpose are hereby expressly disclaimed. Some states do not allow the exclusion of Incidental or consequential damages, or a waiver of the implied warranties of fitness and /or merchantability, so the above limitation may not apply to you .

In the event of any dispute between Seller and Purchaser arising out of or relating to these terms and conditions or to the goods sold generally, Purchaser must first file a written claim with Seller within thirty days of the occurrence giving rise to the claim and wait an additional thirty days for the response before initiating any legal action. The prevailing party in any such proceeding is entitled to its attorneys' fees and costs. In no event may Purchaser Initiate any legal proceeding more than six months after the occurrence of the event giving rise to the dispute.

The above terms and conditions are the only ones governing this transaction and Seller makes no oral representations of any kind. These Terms and Conditions can only be modified in writing, signed by both Purchaser and Seller.

SERVICE & IMPORTANT NOTICE

Upon receipt and inspection of unit , if supply cord is damaged ,it must be replaced .

For many additional information of questions, please contact the service center .

WARNING: Please do not use where children can touch the unit, not let children use the unit by themselves.



